
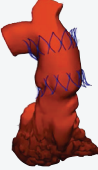
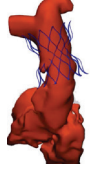
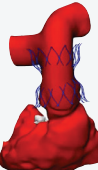
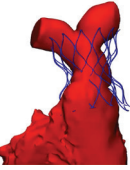
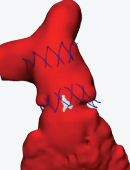
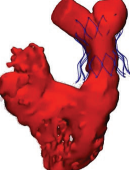
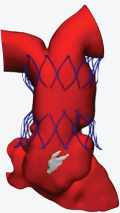
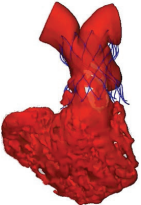
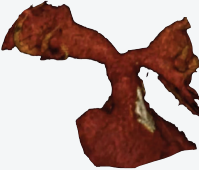
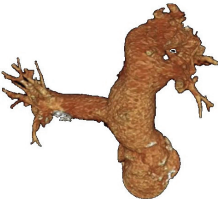
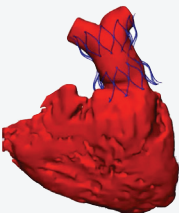
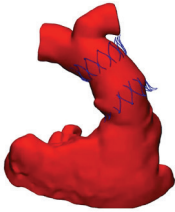


Alterra Case Vignette Table of Contents

DOC#	Physician	Sample Image	Teaching Points
DOC-0189841	Dr Evan Zahn		<ul style="list-style-type: none"> - Good introductory case
DOC-0189842	Dr Jamil Aboulhosn		<ul style="list-style-type: none"> - Complex patient - Changing wire position - Multiple recaptures/repositioning with Alterra
DOC-0189843	Dr Dan Levi		<ul style="list-style-type: none"> - Balloon sizing for borderline patients - Good introductory case - Pulmonic delivery system tracking considerations and techniques - Pulmonic delivery system removal challenges – changed wire from Lunderquist to extra stiff wire
DOC-0189844	Dr Shabana Shahanavaz #1		<ul style="list-style-type: none"> - Good introductory case - Anatomically straightforward - Balloon sizing
DOC-0189845	Dr Shabana Shahanavaz #2		<ul style="list-style-type: none"> - Short landing zone - Recapturing and repositioning - Changed wire position to RPA - Difficulty retracting Alterra nosecone – wire techniques used - SAPIEN 3 positioning considerations - Apex interaction
DOC-0189846	Dr Shabana Shahanavaz #3		<ul style="list-style-type: none"> - PS patient - Very large landing zone – minimal apex engagement distally on plot graph - Recapturing and repositioning - Switched wire position to RPA - Trivial para-Alterra leak – resolved in subsequent imaging - Discussion about remodeling - Good discussion towards the end about staging
DOC-0189847	Dr David Balzer #1		<ul style="list-style-type: none"> - Straightforward case

DOC#	Physician	Sample Image	Teaching Points
DOC-0189848	Dr David Balzer #2		<ul style="list-style-type: none"> - Balloon sizing with Amplatzer sizing balloon - Alterra positioning relative to residual leaflets - Balloon dilation of Alterra with BiB balloon
DOC-0189849	Dr David Balzer #3		<ul style="list-style-type: none"> - Balloon sizing with Amplatzer sizing balloon - Alterra positioning relative to residual leaflets - Balloon dilation of Alterra with BiB balloon
DOC-0189850	Dr Gareth Morgan		<ul style="list-style-type: none"> - Good introduction to Alterra and the pulmonic delivery system - Patient screening overview - Implantation considerations - Balloon sizing considerations
DOC-0189851	Dr Jenny Zablah		<ul style="list-style-type: none"> - Very dilated LPA - Importance of imaging in both AP and biplane - Interaction of devices with implanted Alterra - Device migration distally - Second Alterra deployment - Balloon dilation of Alterra inflow - Delivery of SAPIEN 3 valve with Gore DrySeal sheath and COMMANDER delivery system
DOC-0189852	Dr Aimee Armstrong #1		<ul style="list-style-type: none"> - Nice overview of screening - Good introductory case - Very descriptive overview of Alterra deployment techniques - Good assessment of Alterra stability after deployment - Atrial loop with the pulmonic delivery system - SAPIEN 3 valve deployment considerations
DOC-0189853	Dr Aimee Armstrong #2		<ul style="list-style-type: none"> - Nice overview of screening - Good description of RPA vs LPA Alterra deployment strategies - Recaptured and redeployed Alterra with RPA wire - Moved wire to LPA and deployed - Discussion about assessing Alterra after deployment and prior to pulmonic delivery system - Moved wire to RPA for pulmonic delivery system advancement - Good overview of steps required for this

Edwards, Edwards Lifesciences, the stylized E logo, Alterra, COMMANDER, Edwards COMMANDER, Edwards SAPIEN, Edwards SAPIEN 3, Edwards SAPIEN 3 Ultra, eSheath, SAPIEN, SAPIEN 3, and SAPIEN 3 Ultra are trademarks of Edwards Lifesciences Corporation or its affiliates. All other trademarks or service marks are the property of their respective owners.

© 2022 Edwards Lifesciences Corporation. All rights reserved.

Edwards Lifesciences • One Edwards Way, Irvine CA 92614 USA • +1.949.250.2500 • +1.800.424.3278 • edwards.com



Edwards