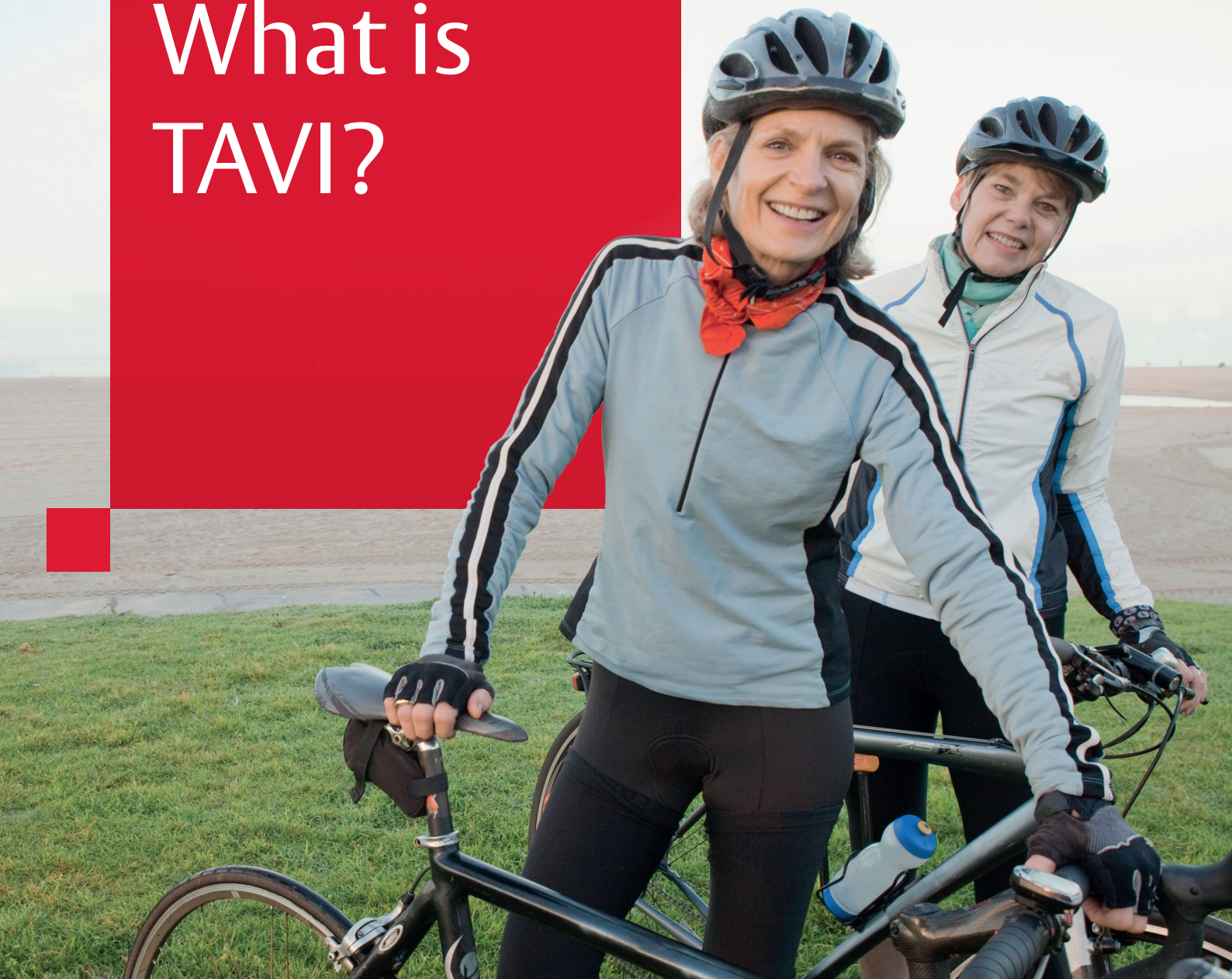


What is TAVI?



Aortic stenosis (AS) is a common but treatable condition, which affects the valve that helps blood flow in and out of the heart.¹ The only effective way to treat your AS if it requires treatment is with aortic valve replacement.^{1,2} Transcatheter aortic valve implantation, also known as TAVI, is a less invasive alternative to the traditional method, open heart surgery.^{3,4}

Speak to your doctor about your treatment options and life goals⁵



Edwards

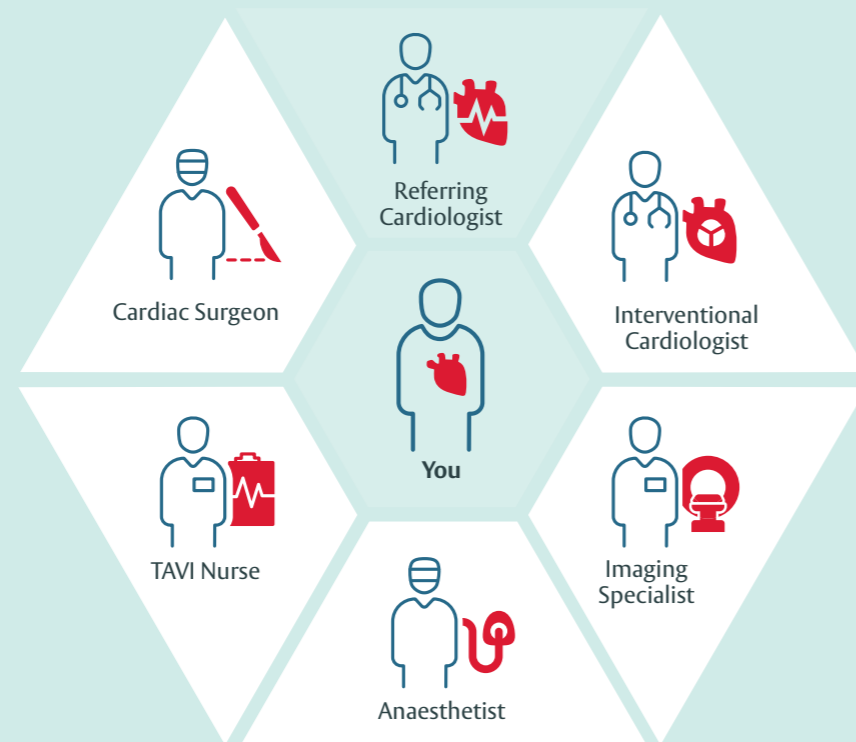


Who is TAVI suitable for?

Guidelines recommend TAVI for people with severe AS who are 70 years or older.⁶

However, your Heart Team, a multi-specialist team of experts, will take not only guidelines, but your health history, personal preferences, and long-term goals into consideration when making a treatment recommendation.⁶

Your Heart Team

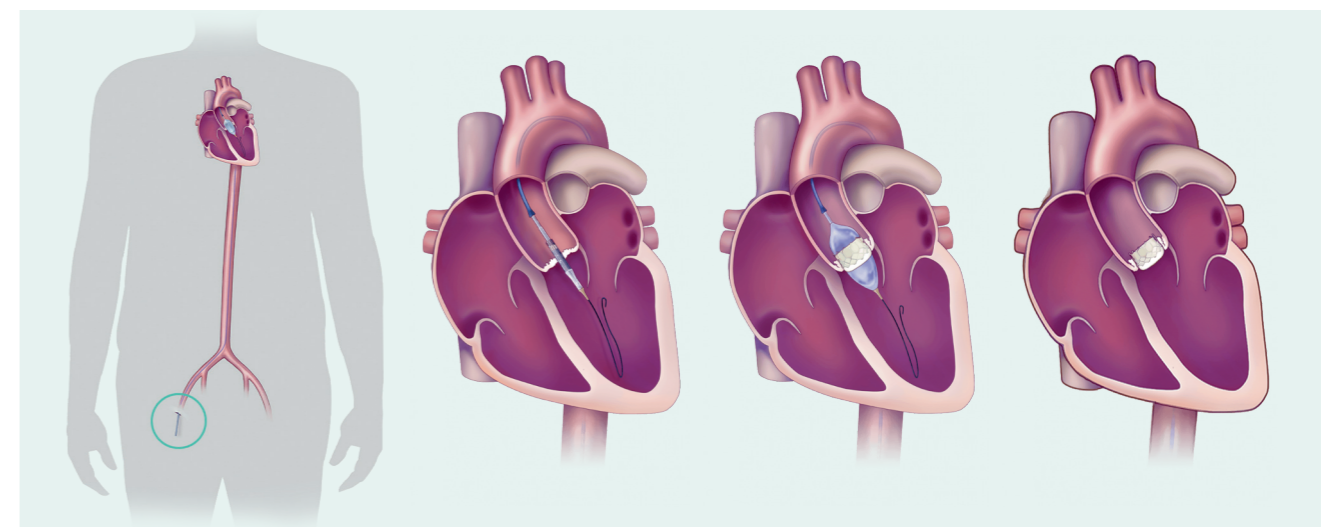


Discuss what's important to you with your Heart Team so they can find the most suitable treatment⁶



What happens during TAVI?

Usually, a small opening (incision) is made in an artery in the groin.^{3,4} Then a very thin flexible tube (also called a catheter) is threaded through the artery and into the heart.⁷



Once the tube is in position, the new aortic valve is placed inside the existing valve and expands, pushing the original valve aside.⁷ After that, the tube can be removed.⁷



The TAVI procedure may be performed under general or local anesthesia with conscious sedation.^{7,8}

Hear from other patients who have received TAVI or watch an animation of the procedure at NewHeartValve.co.uk



Before the TAVI procedure



Keep active: Performing a gentle exercise routine is good for your health^{9,10}



Eat healthily: Ask your doctor for advice about your diet¹⁰

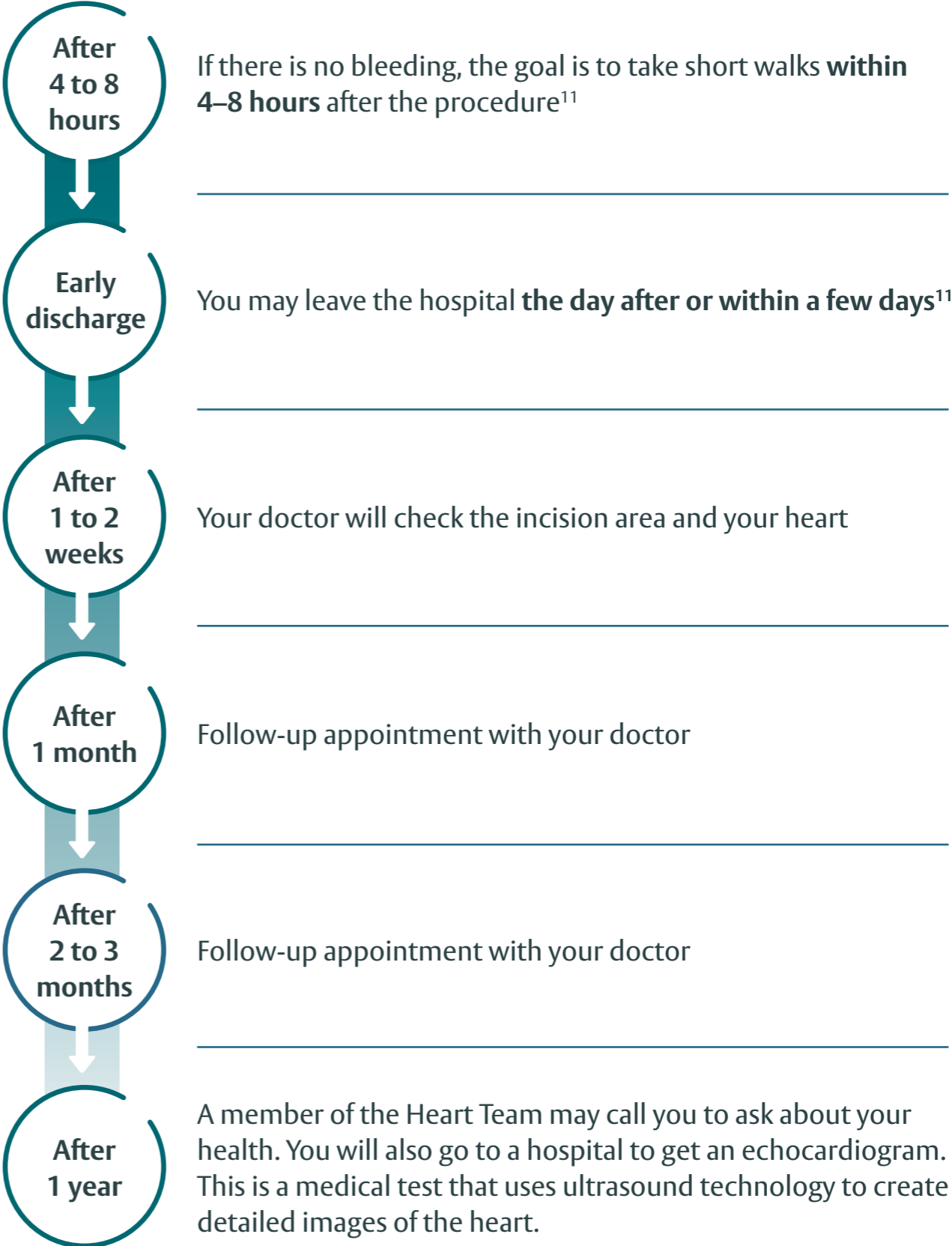


Keep taking your medicines: If you are taking blood thinners tell your doctor⁹



See your dentist: Any dental work you need should be done before your procedure to avoid damage and reduce infection of your newly implanted valve⁹

After the TAVI procedure





What can recovery look like?

Most patients have a short recovery time so they can get back to daily life soon after the procedure.^{12,13}



Although uncommon, the TAVI procedure is associated with complications such as stroke, need for a permanent pacemaker, bleeding from the incision area or leaking around the new valve itself.¹⁴



A successful TAVI procedure replaces the narrowed valve and improves the overall heart function. This will improve symptoms related to AS, such as breathlessness, faintness, and chest pain. This may improve your overall quality of life and your life expectancy.^{15,16}



Questions you might have for your doctor



- Can you help me understand if TAVI is a suitable treatment option for me?
- Could TAVI help me get back to my regular lifestyle as quickly as possible?
- Can you explain when I can expect my valve to be replaced?
- What is the recovery like after TAVI?
- What are the risks and benefits associated with the different treatment options?
- How can I be involved in deciding which treatment option is best for me?



Talk to your doctor about TAVI and your life goals after treatment

